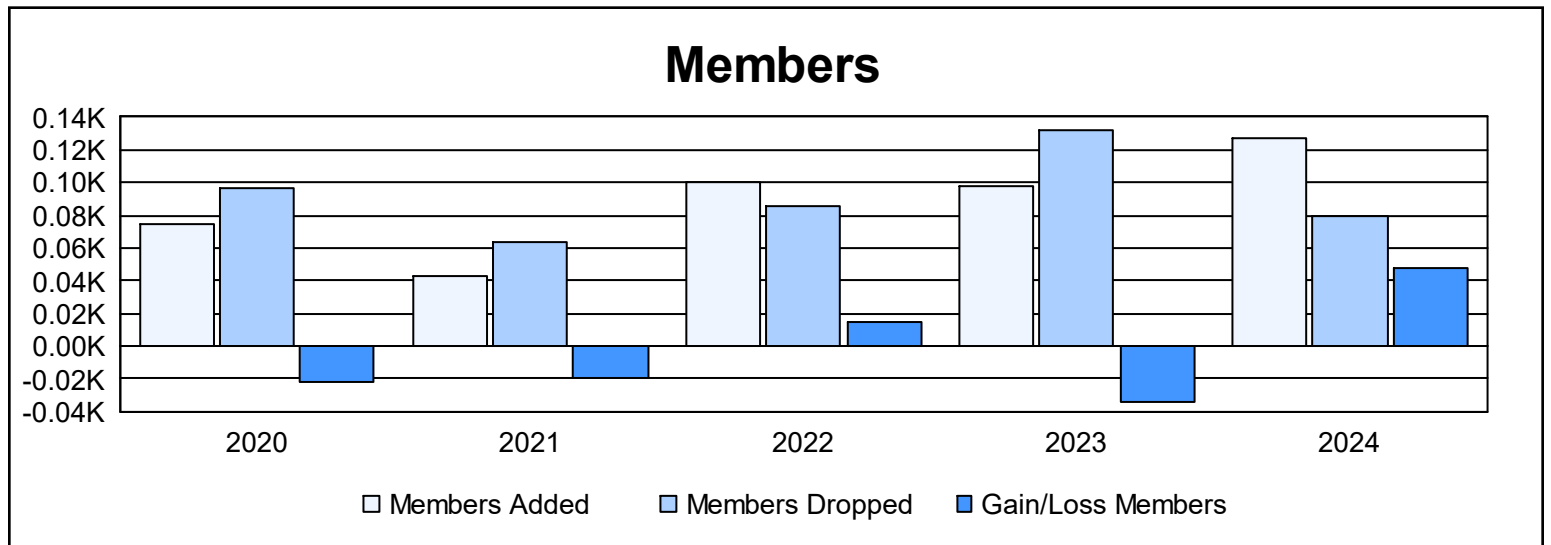
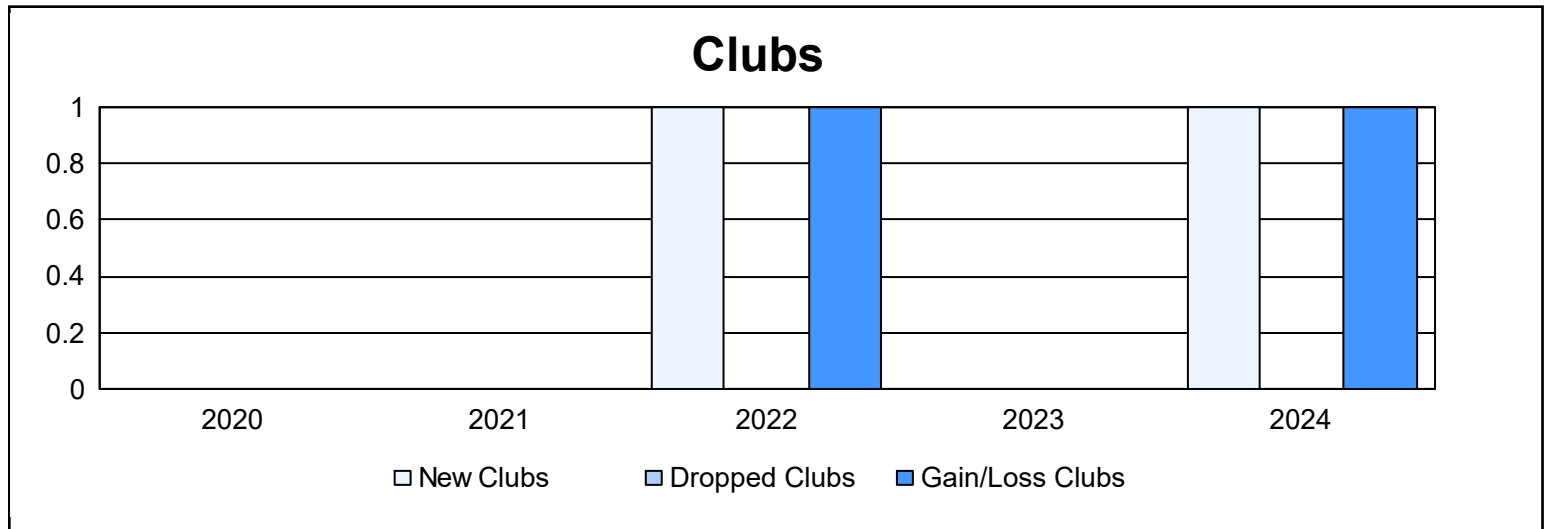
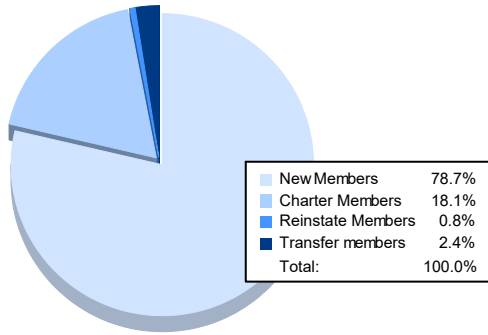


Year	New Clubs	Dropped Clubs	Gain/ Loss Clubs	New Members	Charter Members	Reinstate Members	Transfer Members	Total Member Added	Total Members Dropped	Gain/ Loss Members
2019-2020	0	0	0	67	0	0	8	75	97	-22
2020-2021	0	0	0	42	0	1	0	43	63	-20
2021-2022	1	0	1	69	23	0	8	100	85	15
2022-2023	0	0	0	93	0	1	4	98	132	-34
2023-2024	1	0	1	100	23	1	3	127	79	48
<b>Average</b>	<b>0</b>	<b>0</b>	<b>0</b>	<b>74</b>	<b>9</b>	<b>1</b>	<b>5</b>	<b>89</b>	<b>91</b>	<b>-3</b>



### Membership Composition June 2024 Cumulative



### Gender Composition June 2024 Cumulative

